

Scaled data based on original data using
LM-79-08 Approved Method: Electrical and Photometric Measurements of Solid-
State Lighting Products

Test Report Prepared for
Cooper Lighting Solutions
(formerly Eaton)

Brand: McGRAW-EDISON

Report Number: P948026

Luminaire Tested: **GALN-SB3A-950-U-RW**

Issue Date: 1/21/2025

Test Information

Test Method: LM-79-08
Report Number: P948026
TEST IS SCALED FROM IESNA LM-79-08 TEST DATA (G2-2411-289-19)
Test Lab: INNOVATION CENTER
Issue Date: 1/21/2025
Manufacturer: COOPER LIGHTING SOLUTIONS (FORMERLY EATON)
Product Line: McGRAW-EDISON
Catalog Number: GALN-SB3A-950-U-RW
Description: GALLEON AREA AND ROADWAY HIGH DENSITY LED LUMINAIRE
(3) 90 CRI, 5000K, 350mA LIGHTSQUARES WITH 26 LEDS EACH AND RECTANGULAR
WIDE OPTICS
Light Source: -
Ballast/Driver: -

Summary

Lumens per Lamp: N/A
Luminaire Lumens: 9641 lumens
Efficiency: N/A
Efficacy: 113.8 lumens/watt
Luminous Opening: Rectangular (W 1' x L: 1' x H: 0')
IES Classification: Type III - Medium
BUG Rating: B3 - U0 - G3

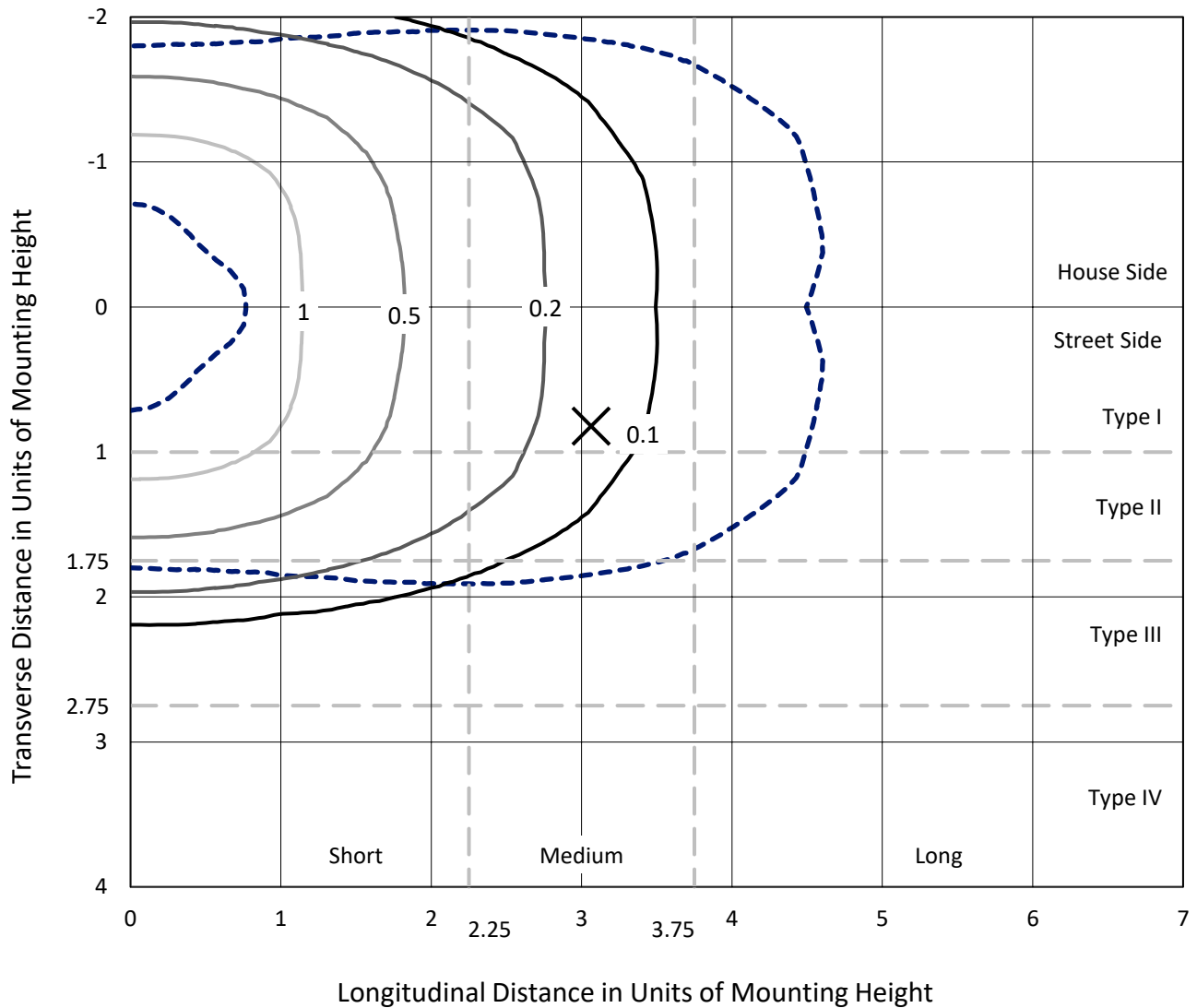
Input Watts (W): 84.7
Input Voltage (V): NR
Input Current (Ain): NR
Voltage Rise (V): NR
Power Factor: NR
Total Harmonic Distortion (THDi): NR
Frequency (hertz): 60
Stabilization Time: NR
Operation Time: NR
Ambient Temperature (°C): NR
Test Distance: 24 FT



REPORT NUMBER: P948026
 CATALOG NUMBER: GALN-SB3A-950-U-RW

Iso-Footcandle Lines of Horizontal Illumination

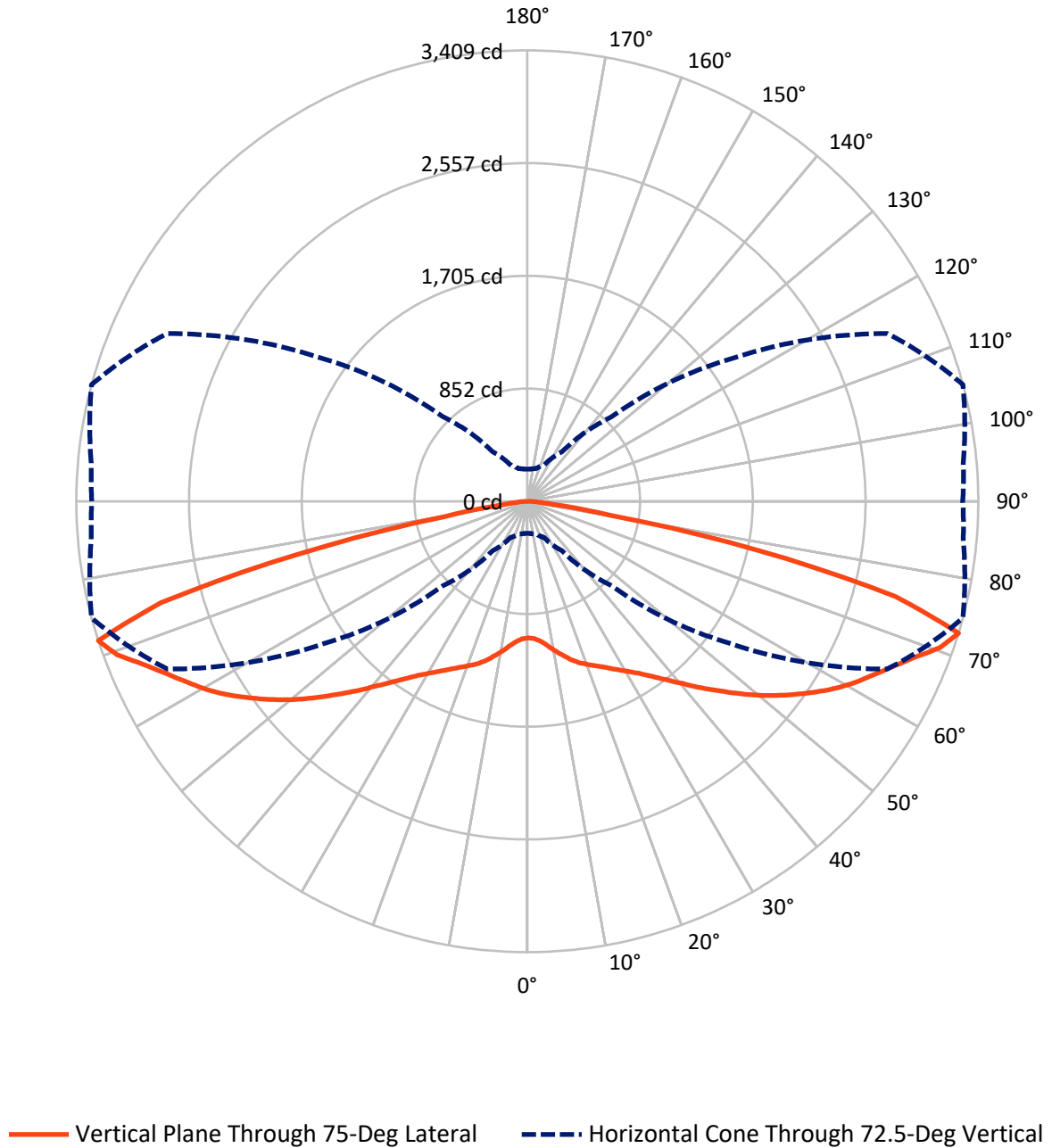
✕ Max cd
 - - - 1/2 Max cd



Based on 25 foot mounting height. Maximum calculated value = 1.8 fc
 Type III - Medium - N/A

REPORT NUMBER: P948026
CATALOG NUMBER: GALN-SB3A-950-U-RW

Luminous Intensity Polar Plot



REPORT NUMBER: P948026
 CATALOG NUMBER: GALN-SB3A-950-U-RW

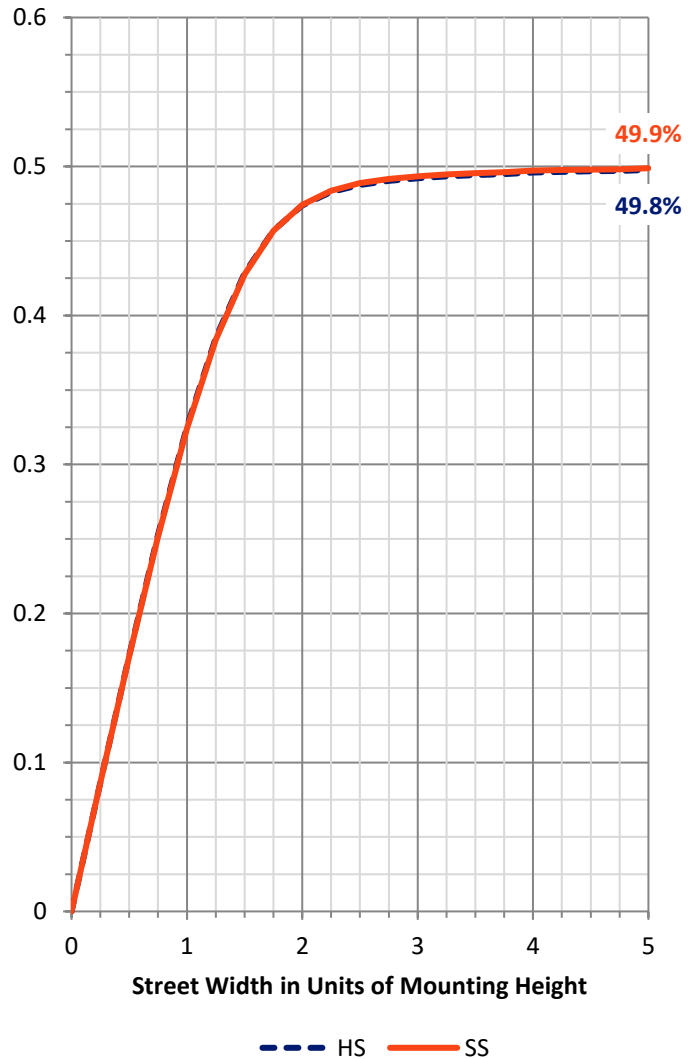
FLUX DISTRIBUTION:

		Downward	Upward	Total
House Side	Lumens	4820.5	0.0	4820.5
	% Fixture	50.0	0.0	50.0
Street Side	Lumens	4820.5	0.0	4820.5
	% Fixture	50.0	0.0	50.0
Total	Lumens	9641.0	0.0	9641.0
	% Fixture	100.0	0.0	100.0

ZONAL LUMENS:

Zone	Lumens	% Fixture
0°-10°	101.2	1.0
10°-20°	333.7	3.5
20°-30°	644.7	6.7
30°-40°	1088.7	11.3
40°-50°	1726.5	17.9
50°-60°	2311.6	24.0
60°-70°	2199.9	22.8
70°-80°	1147.9	11.9
80°-90°	86.9	0.9
90°-100°	0.0	0.0
100°-110°	0.0	0.0
110°-120°	0.0	0.0
120°-130°	0.0	0.0
130°-140°	0.0	0.0
140°-150°	0.0	0.0
150°-160°	0.0	0.0
160°-170°	0.0	0.0
170°-180°	0.0	0.0
0°-90°	9641.0	100.0
0°-180°	9641.0	100.0

Coefficient of Utilization



REPORT NUMBER: P948026

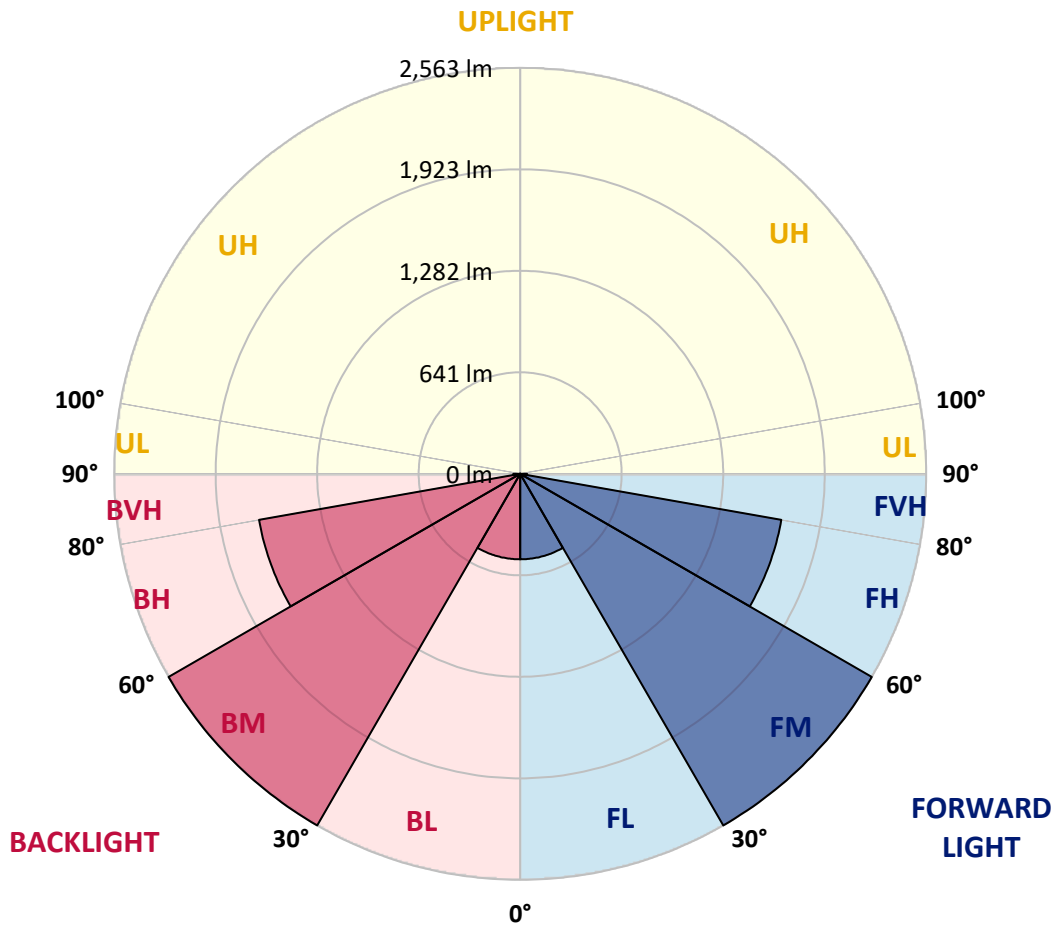
CATALOG NUMBER: GALN-SB3A-950-U-RW

LUMINAIRE CLASSIFICATION SYSTEM LUMEN TABLE AND BUG RATING:

Zone	Lumens	% Fixture	Zone Rating/Lumen Limit		
			B	U	G
FL (0°-30°)	539.8	5.6			
FM (30°-60°)	2563.4	26.6			
FH (60°-80°)	1673.9	17.4			G1/1800
FVH (80°-90°)	43.4	0.5			G1/100
BL (0°-30°)	539.8	5.6	B2/1000		
BM (30°-60°)	2563.4	26.6	B3/5000		
BH (60°-80°)	1673.9	17.4	B3/2500		G3/2500
BVH (80°-90°)	43.4	0.5			G1/100
UL (90°-100°)	0.0	0.0		U0/0	
UH (100°-180°)	0.0	0.0		U0/0	

BUG Rating: B3-U0-G3

Type III Medium



REPORT NUMBER: P948026
 CATALOG NUMBER: GALN-SB3A-950-U-RW

CANDELA DISTRIBUTION (FULL):

	0°	5°	15°	25°	35°	45°	55°	65°	75°	85°
0°	1032.7	1032.7	1032.7	1032.7	1032.7	1032.7	1032.7	1032.7	1032.7	1032.7
2.5°	1032.7	1031.7	1032.7	1033.7	1033.2	1033.2	1035.7	1037.2	1040.1	1039.6
5°	1025.8	1025.3	1029.3	1033.7	1037.2	1043.1	1050.4	1055.9	1062.8	1064.2
7.5°	1022.4	1020.9	1027.8	1035.7	1046.5	1061.3	1075.5	1090.3	1102.1	1106.1
10°	1024.8	1025.3	1034.7	1049.5	1066.7	1087.4	1107.5	1132.6	1149.4	1153.3
12.5°	1036.2	1035.2	1050.9	1074.6	1098.2	1124.3	1147.9	1175.5	1193.7	1203.0
15°	1056.8	1054.9	1077.0	1112.0	1146.4	1177.0	1196.1	1222.2	1243.4	1255.2
17.5°	1081.5	1082.4	1111.5	1156.8	1202.1	1236.5	1254.7	1268.0	1284.3	1294.6
20°	1124.8	1126.7	1159.2	1212.9	1264.6	1303.9	1318.7	1313.8	1318.2	1326.1
22.5°	1182.9	1183.8	1220.3	1278.4	1332.5	1375.8	1385.7	1365.5	1353.2	1358.6
25°	1250.3	1256.7	1293.1	1352.7	1408.3	1449.7	1454.1	1423.6	1393.0	1394.5
27.5°	1332.5	1338.4	1375.3	1434.4	1491.0	1526.9	1526.4	1485.6	1440.8	1429.5
30°	1421.6	1428.0	1465.9	1526.9	1579.6	1611.1	1604.2	1555.5	1491.5	1470.3
32.5°	1527.4	1531.4	1569.8	1630.8	1679.5	1704.6	1690.4	1630.3	1550.6	1526.4
35°	1655.4	1661.3	1689.9	1747.5	1790.3	1811.0	1786.8	1716.0	1626.4	1599.3
37.5°	1801.6	1797.7	1830.2	1881.3	1916.8	1929.6	1896.6	1812.4	1713.0	1681.0
40°	1954.2	1952.2	1987.7	2036.9	2056.1	2064.0	2015.2	1923.2	1812.9	1778.5
42.5°	2092.5	2091.0	2138.8	2193.4	2216.6	2207.7	2146.2	2040.8	1928.6	1889.2
45°	2203.3	2201.3	2259.9	2336.7	2382.0	2367.2	2284.5	2170.8	2045.8	2004.9
47.5°	2288.4	2289.4	2352.4	2447.4	2526.7	2532.1	2425.8	2303.2	2174.7	2128.5
50°	2350.0	2352.9	2420.4	2525.7	2634.0	2681.7	2570.0	2439.1	2308.1	2255.9
52.5°	2365.2	2370.6	2451.9	2575.4	2702.9	2794.0	2716.7	2569.5	2434.6	2384.9
55°	2284.0	2294.8	2397.7	2571.5	2745.2	2867.8	2845.7	2701.9	2562.1	2510.9
57.5°	2097.4	2112.7	2232.8	2459.7	2735.9	2918.5	2945.6	2828.9	2689.6	2640.4
60°	1836.1	1854.3	1969.5	2217.1	2604.0	2937.2	3016.0	2952.5	2806.8	2759.0
62.5°	1441.8	1465.4	1603.2	1893.7	2325.4	2850.1	3076.0	3064.2	2912.1	2852.5
65°	924.9	950.0	1095.2	1438.3	1953.7	2583.3	3094.7	3173.0	3023.4	2940.2
67.5°	557.7	569.0	640.9	871.8	1428.0	2181.1	2936.2	3293.6	3153.3	3049.9
70°	356.9	363.3	406.1	511.9	807.3	1591.4	2543.4	3316.2	3310.8	3162.7
72.5°	242.2	244.2	255.5	303.2	456.8	904.2	1875.9	3002.2	3409.3	3307.9
75°	177.2	188.0	206.2	214.6	259.4	451.9	1075.1	2109.3	2873.2	2917.5
77.5°	131.9	132.4	157.5	167.4	185.1	240.7	454.8	1177.4	1783.9	1873.0
80°	111.7	105.8	105.3	134.9	139.3	150.1	203.3	406.6	638.9	387.4
82.5°	93.0	86.6	78.3	105.3	95.0	92.0	88.1	165.4	203.3	99.9
85°	65.0	62.0	59.1	68.9	54.1	46.3	42.3	77.3	85.7	42.3
87.5°	28.1	29.0	29.5	30.5	22.6	16.2	16.2	21.7	21.7	16.7
90°	0.0	0.0	0.0	0.0	0.0	0.0	0.0	0.0	0.0	0.0

(END C

<u>90°</u>
1032.7
1039.1
1064.2
1107.1
1157.3
1207.0
1259.6
1299.5
1332.0
1362.5
1397.0
1432.9
1472.8
1532.3
1603.2
1686.9
1789.8
1899.1
2014.3
2142.2
2271.7
2397.7
2525.2
2651.7
2769.4
2859.4
2950.5
3057.8
3161.7
3292.1
2810.2
1670.7
292.9
85.2
37.4
12.3
0.0

OF REPORT)